

# JZC-33F

## SUBMINIATURE INTERMEDIATE POWER RELAY



File No.:E133481



File No.:125661



File No.:CH0032702-2002A



### Features

- 10A switching capabilities
- SPST-NO and SPDT configurations
- Subminiature, standard PC layout
- Sealed and Unsealed types available

### CONTACT DATA

Contact Arrangement	1A, 1C		
Initial Contact Resistance Max.	100mΩ (at 1A 24VDC)		
Contact Material	AgCdO		
	1A	1Z	
Contact Rating (Res. Load)	5A 250VAC 5A 30VDC 10A 125VAC	5A 250VAC 5A 30VDC 10A 125VAC	3A 250VAC 3A 30VDC
Max. switching current	10A		3A
Max. switching power	1250VA/150W		750VA/90W
Max. switching voltage	277VAC/30VDC		
UL/CUR rating	5A 250VAC/30VDC 8A 250VAC 10A 250VAC	3A 250VAC 3A 30VDC	
VDE rating	5A 250VAC	3A 250VAC	
Mechanical life	1x 10 <sup>7</sup> OPS		
Electrical life	1 x 10 <sup>5</sup> OPS		

### COIL

Coil power	Standard:0.45W, Sensitive:0.2W
------------	--------------------------------

### COIL DATA

#### Standard Type

Nominal Voltage VDC	Pick-up Voltage VDC	Drop-out Voltage VDC	Max. allowable Voltage VDC(at 20°C)	Coil Resistance Ω
3	2.25	0.15	3.9	20 ± 10%
5	3.75	0.25	6.5	55 ± 10%
6	4.50	0.30	7.8	80 ± 10%
9	6.75	0.45	11.7	180 ± 10%
12	9.00	0.60	15.6	320 ± 10%
18	13.5	0.90	23.4	720 ± 10%
24	18.0	1.20	31.2	1280 ± 10%
48	36.0	2.40	62.4	5120 ± 10%

#### Sensitive Type

Nominal Voltage VDC	Pick-up Voltage VDC	Drop-out Voltage VDC	Max. allowable Voltage VDC(at 20°C)	Coil Resistance Ω
3	2.25	0.15	4.5	45 ± 10%
5	3.75	0.25	7.5	125 ± 10%
6	4.50	0.30	9.0	180 ± 10%
9	6.75	0.45	13.5	400 ± 10%
12	9.00	0.60	18.0	720 ± 10%
18	13.5	0.90	27.0	1600 ± 10%
24	18.0	1.20	36.0	2800 ± 10%

### CHARACTERISTICS

Initial Insulation Resistance	1000MΩ 500VDC	
Dielectric Strength	Between coil and Contacts	4000VAC 1min.
	Between open contacts	1000VAC 1min.
Operate time (at nomi. Volt.)	8ms	
Release time (at nomi. Volt.)	5ms	
Ambient temperature	-40°C to +70°C	
Humidity	35 to 95%	
Shock Resistance	Functional	100 m/s <sup>2</sup>
	Destructive	1000 m/s <sup>2</sup>
Vibration Resistance	1.6mm, 10 to 55Hz	
Termination	PCB	
Unit weight	Approx. 7g	
Construction	Sealed & Unsealed	



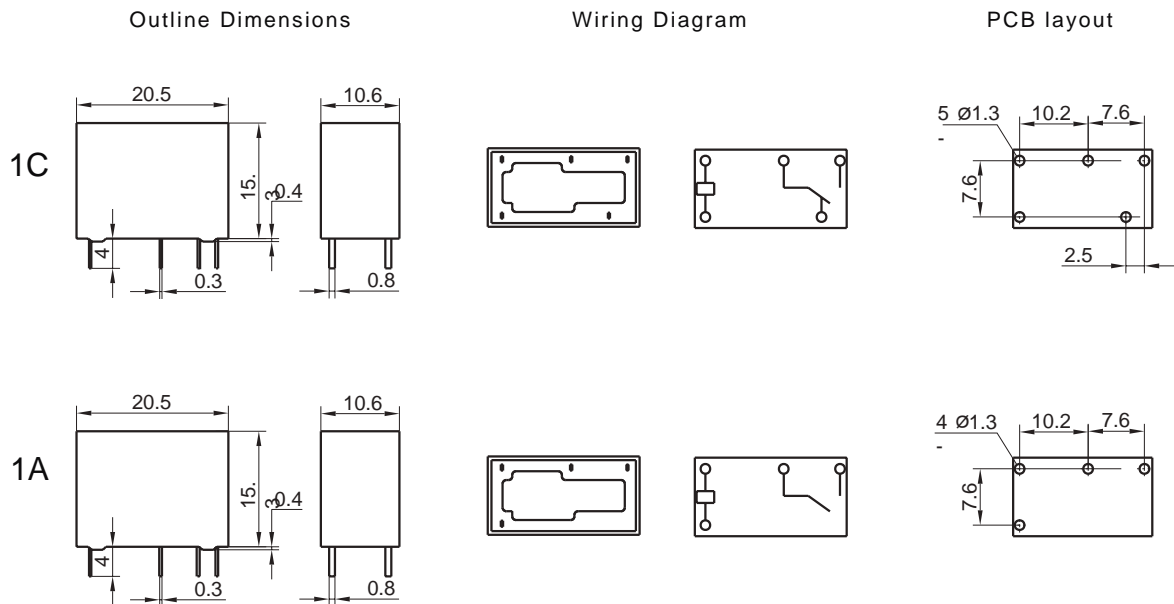
HONGFA RELAY  
ISO9001/QS9000/ISO14000 CERTIFIED

## ORDERING INFORMATION

Type	JZC-33F /	012	H	S	L
Coil voltage	3, 5, 6, 9, 12, 18, 24, 48VDC				
Contact arrangement	H:1 Form A Z:1 Form C				
Structure	Nil:Unsealed S:Sealed				
Coil Power	L: Sensitive Nil: Standard				

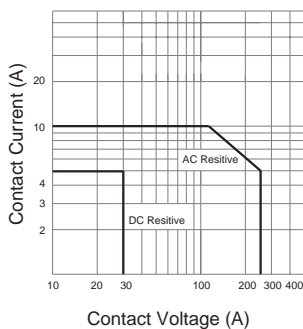
Note: Sensitive type only suit for SPST-NO

## OUTLINE DIMENSIONS, WIRING DIAGRAM AND PC BOARD LAYOUT

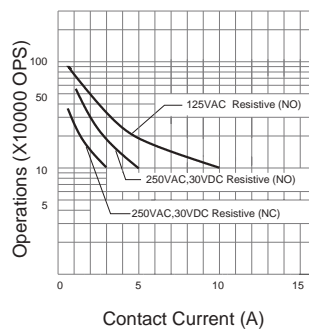


## CHARACTERISTICS CURVE

MAXIMUM SWITCHING POWER



LIFE CURVE



COIL TEMPERATURE RISE

