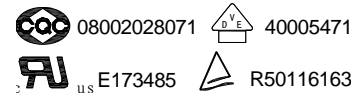


PCB 继电器	HJR-3FF
---------	---------

- 10A switching capability
- Small footprint
- Sealed type available
- Class B/F available
- Conform to RoHS,ELV directive


ORDERING CODE 订购代码

HJR-3FF — S — H F (TBF-1) / 12VDC / IT						
1	2	3	4	5	6	7
1. Relay Model 继电器型号	4. Temperature Range 环境温度			5. Insulated Level 绝缘等级		
2. Sealed 密封	F: UL/TUV 105°C			TBF-1: Class F 级		
3. 触点转换形式	VDE 85°C			Nil: 标准		
H: Form A	Nil: UL/TUV 85°C			6. Coil Nominal Voltage 线圈额定电压		
Z: Form C	VDE 70°C			3,5,6,9,12,18,24,48VDC		
				7. IT:灼热丝, 750°C (at 2 minutes)		
				Nil: 标准		

COIL DATA 线圈参数 (at 20°C)

Nominal Voltage 额定电压(VDC)	3	5	6	9	12	18	24	48	0.36W
Coil Resistance 线圈阻值 ($\Omega \pm 10\%$)	25	69	100	225	400	900	1600	6400	
Rated Current 额定电流(mA)	120	71.4	60	40	30	20	15	7.5	
Max Operate Voltage 最大吸合电压(VDC)	2.25	3.75	4.5	6.75	9	13.5	18	36	
Min Release Voltage 最小释放电压(VDC)	0.15	0.25	0.3	0.45	0.6	0.9	1.2	2.4	
Max Applicable Voltage 最大过载电压	70°C时额定电压的130%，23°C时额定电压的170%								

CONTACT DATA 触点参数

Contact Form 触点形式	1H/1Z
Contact Material 触点材料	Silver Alloy
Load 负载	Resistive load(COS Φ =1)
Contact Ratings 触点负载	1H: 10A 240VAC 12A 120VAC 1Z: 7A 240VAC 10A 120VAC
Minimum load 最小负载	100mA 5VDC
Max Switching Voltage 最大转换电压	250VAC/30VDC
Max Switching Current 最大转换电流	15A
Max Switching Power 最大转换功率	2770VA/240W
Contact Resistance 接触电阻	100m Ω Max at 6VDC 1A
Life Expectancy 寿命	Electrical 电气寿命: 100,000 Operations(at30Operations/minute)
	Mechanical 机械寿命: 10,000,000 Operations(at300Operations/minute)

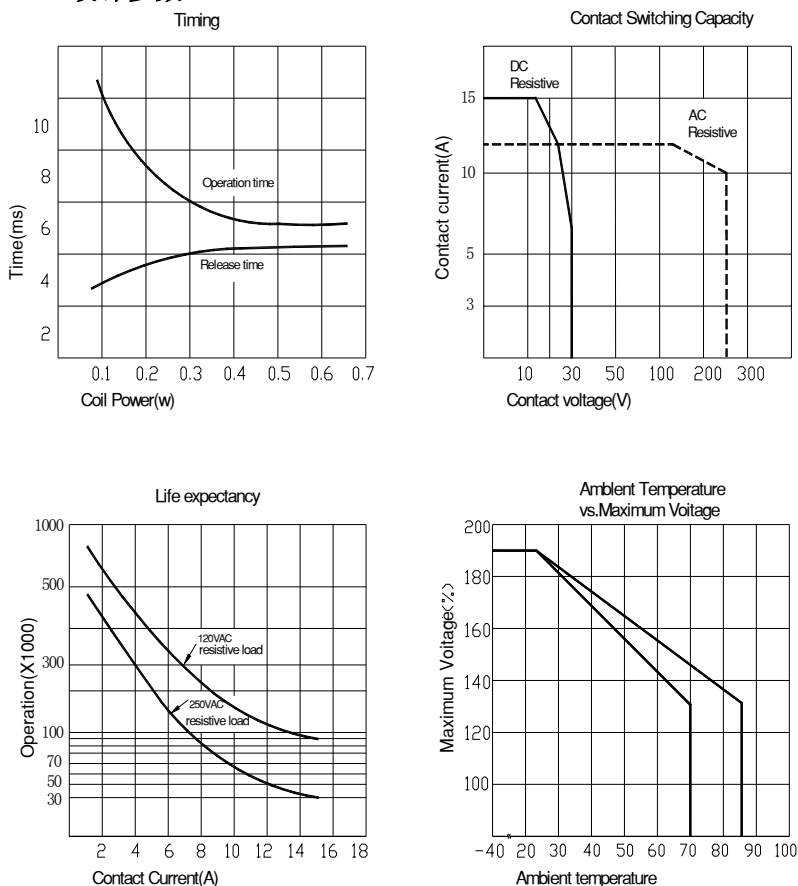
■ CHARACTERISTICS DATA 性能参数

Insulation Resistance绝缘阻值	100MΩ Min at 500VDC
Dielectric Strength Between Open Contacts触点间耐压	750VAC(50/60Hz for one minute)
Between Contacts and coil触点与线圈间耐压	1500VAC(50/60Hz for one minute)
Operate Time吸合时间	10ms
Release Time释放时间	5ms
Temperature Range环境温度	-40°C to +85°C
Shock Resistance冲击	Operating Extremes动作极限: 10G
	Damage Limits破坏极限: 100G
Vibration Resistance振动	10-55Hz, 1.5mm
Max. switching frequency最大转换频率	Mechanical: 18,000 operations/hr
	Electrical: 1,800 operations/hr
Humidity湿度	40-85%
Weight重量	Approx 10g
Safety Standard安全标准	UL cUL TÜV CQC VDE

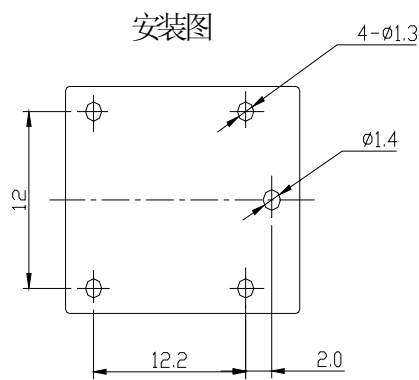
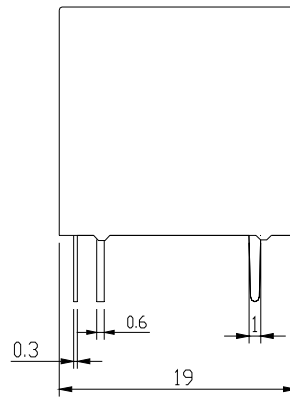
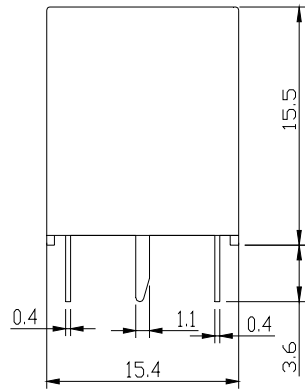
■ APPROVED STANDARDS 安全标准

Model(型号)	Coiling rating (线圈电压)	Safety Standard (安全标准)	Contact rating (触点负载)
HJR-3FF	3 to 48VDC	TÜV	1H: 15A 125VAC 10A 240VAC
			1Z: 15A 125VAC 7A 240VAC
		UL/cUL	1H: 10A 240VAC 12A 120VAC
			1Z: 7A 240VAC 10A 120VAC
			1/8HP(FLA 3.8A) 125VAC
			1/8HP(FLA 1.6A) 277VAC
		VDE	1H: 7A 250VAC/30VDC
			1Z: 7A 250VAC/30VDC
			H F: 10A 250VAC; 10A 30VDC Z F: 10A 250VAC; 10A 30VDC
		CQC	7A 240VAC 10A 240VAC

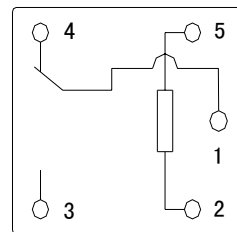
■ ENGINEERING DATA 设计参数



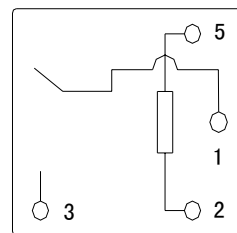
■ OVERALL AND MOUNTING DIMENSIONS 安装图



接线图



Form C



Form A

- 备注：1) 产品部分外形尺寸中未注尺寸公差：当外形尺寸 $\leq 1\text{mm}$ 时，公差为 $\pm 0.2\text{mm}$ ；当外形尺寸在 $1\sim 5\text{mm}$ 时，公差为 $\pm 0.3\text{mm}$ ；
当外形尺寸 $> 5\text{mm}$ 时，公差为 $\pm 0.4\text{mm}$ 。
2) 安装孔尺寸中未注尺寸公差均为 $\pm 0.1\text{mm}$ 。

声明：

本产品规格书仅供客户使用时参考，如有更改，恕不另行通知。