

Power PCB Relay OZ/OZT

- 1 pole, 16A, 1 form A(NO) or 1 form C (CO)
- UL TV-8 (OZT) available
- Meet 5000V dielectric voltage between coil and contacts
- Meet 10000V surge voltage between coil and contacts



Typical applications
Home appliances, office machines



Approvals

UL E58304, CSA LR48471, TuV R50139112, CQC 03001007810
Technical data of approved types on request

Contact Data

Contact arrangement	1 form A (NO), 1 form C (CO)
Rated voltage	240VAC
Max. switching voltage	24VDC, 240VAC
Rated current	16A
Switching power	3840VA, 380W
Contact material	AgSnO
Min. recommended contact load	100mA, 5VDC
Initial contact resistance	100mΩ at 1A, 6VDC
Frequency of operation, with/without load	1800/18000h ⁻¹
Operate/release time max.	
standard version:	15/8ms
sensitive version:	20/8ms
Electrical endurance	
NO 16A, 240VAC, resistive,	100x10 ³ ops.
NC 8A, 240VAC, resistive,	100x10 ³ ops.
Contact ratings	16A, 240VAC/30VDC
Mechanical endurance	10x10 ⁶ operations

Coil Data

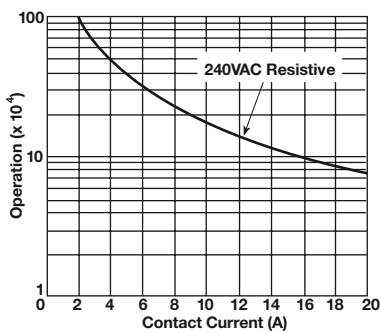
Coil voltage range	5 to 48VDC
Coil insulation system according UL	class105 (A) class155 (F)

Coil versions, DC coil

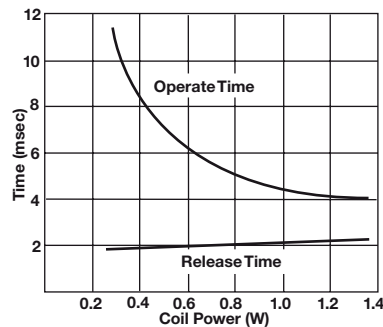
Coil code	Rated voltage VDC	Operate voltage VDC	Release voltage VDC	Coil resistance Ω±10%	Rated coil power mW
Standard coil, 720mW					
05	5	3.5	0.25	36	720
06	6	4.2	0.3	48.5	720
09	9	6.3	0.45	115	720
12	12	8.4	0.6	200	720
24	24	16.8	1.2	820	720
48	48	33.6	2.4	3300	720
Sensitive coil, 540mW					
05	5	3.8	0.25	48.5	540
06	6	4.5	0.3	68	540
09	9	6.8	0.45	155	540
12	12	9.0	0.6	270	540
24	24	18.0	1.2	1100	540
48	48	36.0	2.4	4400	540

All figures are given for coil without pre-energization, at ambient temperature +23°C.

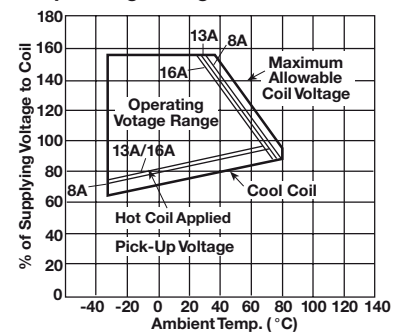
Electrical endurance



Operate time



Coil operative range



Power PCB Relay OZ/OZT (Continued)

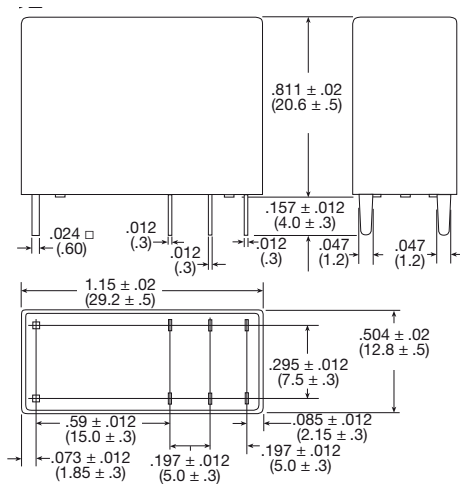
Insulation Data

Initial dielectric strength	
between open contacts	1000Vrms
between contact and coil	5000Vrms
Initial surge withstand voltage	
between contact and coil	10000V
Initial insulation resistance	1000MΩ
Clearance/creepage	
between contact and coil	5.5/8mm

Other Data

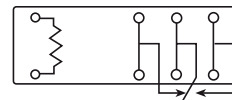
Material compliance: EU RoHS/ELV, China RoHS, REACH, Halogen content refer to the Product Compliance Support Center at www.te.com/customer-support/rohssupportcenter	
Ambient temperature	
standard coil:	-30 to 60°C
sensitive coil:	-30 to 70°C
Category of environmental protection	
IEC 61810	RTII - flux proof, RTIII - wash tight
Vibration resistance (functional)	10 to 50Hz, 1.5mm double amplitude
Shock resistance (functional)	
IEC 60068-2-27 (half sine)	98m/s ² , 11ms
Terminal type	PCB-THT
Weight	13g
Resistance to soldering heat THT	
IEC 60068-2-20	260°C/5s
Packaging/unit	box/1000 pcs.

Dimensions



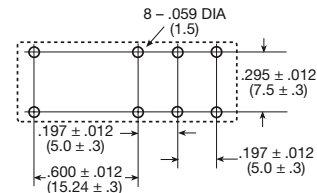
Terminal assignment

Bottom view on solder pins



PCB layout

Bottom view on solder pins



Power PCB Relay OZ/OZT (Continued)

Product code structure	Typical product code									
	OZ	-SS	1	12	D	M	1	F	,200	
Type	OZ / OZT Power PCB Relay OZ / OZT									
Sealing	SS Flux proof	SH Wash tight								
Pole	1 1 pole									
Coil	Coil code: please refer to coil versions table									
Coil power	D Standard 720mW		L Sensitive 540mW							
Contact arrangement	Blank 1 form C (CO)		M 1 form A (NO)							
Contact material	Blank AgCdO		1 AgSnO							
Coil insulation	Blank Class 105 (A)		F Class 155 (F)							
Suffix	,200 Flux proof		,294 Wash tight							

Product code	Version	Contact	Cont.material	Coil power	Coil voltage	Sealing	Part number
OZ-SS-105DM1,200	16A	1 form A (NO)	AgSnO	720mW	5VDC	Flux proof	1461251-5
OZ-SS-112DM1,200					12VDC		2-1440002-2
OZ-SS-124DM1,200					24VDC		2-1440002-6
OZ-SS-105LM1,200				540mW	5VDC		1461251-3
OZ-SS-112LM1,200					12VDC		2-1440002-4
OZ-SS-124LM1,200					24VDC		2-1440002-9
OZ-SH-105DM1,294				720mW	5VDC	Wash tight	1461250-4
OZ-SH-112DM1,294					12VDC		1-1461250-4
OZ-SH-124DM1,294					24VDC		1-1440002-0
OZ-SH-105LM1,294				540mW	5VDC		1440002-5
OZ-SH-112LM1,294					12VDC		1440002-8
OZ-SH-124LM1,294					24VDC		1-1461250-5
OZ-SS-105D1,200		1 form C (CO)		720mW	5VDC	Flux proof	1-1649399-7
OZ-SS-112D1,200					12VDC		2-1649399-0
OZ-SS-124D1,200					24VDC		2-1649399-2
OZ-SS-105L1,200				540mW	5VDC		1649399-1
OZ-SS-112L1,200					12VDC		1649399-4
OZ-SS-124L1,200					24VDC		1649399-6
OZ-SS-112LF,000					12VDC		1461869-3
OZ-SH-112LF,000					12VDC	Wash tight	1461869-4