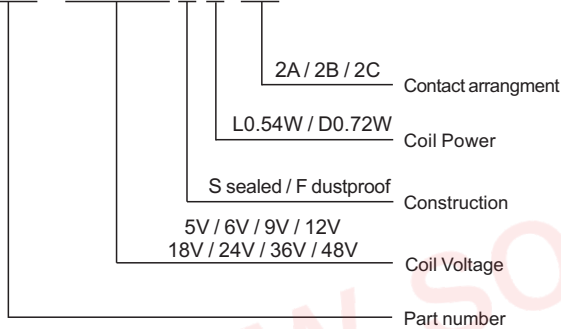


**Features**

- Miniature volume, PCB usage
- Contact rating:5A
- Temperature range: -40°C/+85°C
- Creepage distance 6mm can reach the enhanced insulation standard

**Ordering Information**

SMI-12VDC-S L-2C



**Contact Rating**

Contact arrangement	A / B / C
Contact resistance	100mΩ
Contact material	Silver alloy: AgCdO、AgSnO <sub>2</sub> 、AgNi
Contact rating	1A/2A 250VAC 5A/250VAC
Max switching voltage	250VAC
Max switching current	5A
Max switching power	1250VA
Electrical endurance (frequency: 1800 ops/h)	1x10 <sup>5</sup> Ops / 1x10 <sup>4</sup> Ops
Mechanical endurance (frequency: 18000 ops/h)	1x10 <sup>7</sup> ops

**Characteristics**

Insulation system	B / F	
Insulation resistance	100MΩ (500VDC)	
Dielectric Strength	Between contacts and coil	5000VAC 1 minute
	Between open contacts	1000VAC 1 minute
Leakage current 1mA		
Operate time(Under nominal voltage)	≤10ms	
Release time(Under nominal voltage)	≤10ms	
Humidity	45% ~85% RH (20°C)	
Ambient Temperature	-40°C~+85°C	
Shock resistance	Functional	98m/s <sup>2</sup>
	Destructive	980m/s <sup>2</sup>
Vibration resistance (Double amplitude)	10Hz~55Hz 1.5mm	
Weight	Approx 15g	
Construction	Sealed	

Remark:1)All above data is initial value

**Coil Data**

(at 20°C)

Power dissipation W	Voltage VDC	Current mA	Resistance Ω±10%	Pick-up voltage	Drop-out voltage	Max allowable
0.54W (L)	05	144	34.7	75%Max	5%Min	130%
	06	120	50			
	09	80	112.5			
	12	60	200			
	18	40	450			
	24	30	800			
	36	20	1800			
	48	15	3200			
0.72W (D)	05	108	46.3	75%Max	5%Min	130%
	06	90	66.7			
	09	60	150			
	12	45	267			
	18	30	600			
	24	22.5	1067			
	36	15	2400			
	48	11.2	4267			


This product specification only for your reference, we will not notify you if we do any improvement. We reserve all the right for the final explanation




Web: [www.songle.com](http://www.songle.com) [www.songlerelay.com](http://www.songlerelay.com)

Add.: CW7, Zone A, Far East Industrial Park, Yuyao City, Zhejiang, China Zip Code: 315400

Safety Approval Ratings

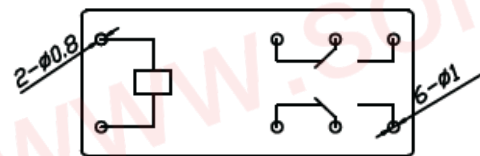
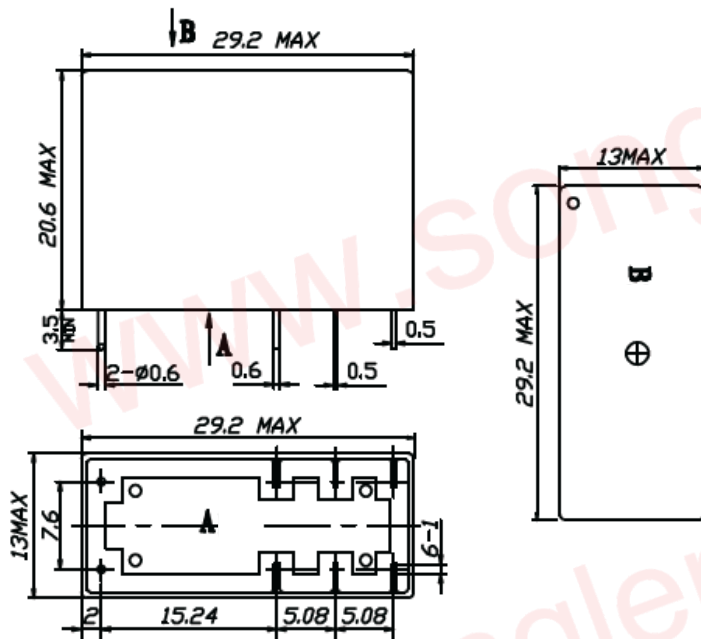
 R50056114
5A 250VAC 1A/3A 250VAC inductive

 us E167996
5A 240VAC

OUTLINE DIMENSIONS ,WIRING DIAGRAM AND PC BOARD LAYOUT

Unit:mm

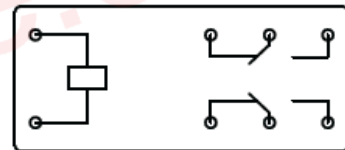
Physical installation diagram



Electrical Diagram

Tolerance:  $\pm 0.1$ mm

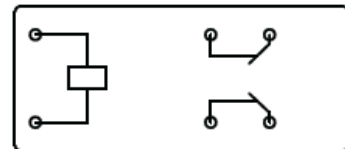
PCB board diagram  
(bottom view diagram)



Conversion 2C type



Normally open 2A type



Normally closed 2B type

This product specification only for your reference. we will not notify you if we do any improvement. We reserve all the right for the final explanation